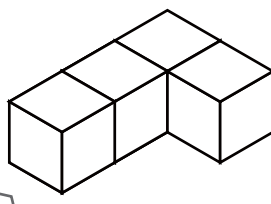
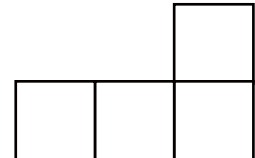

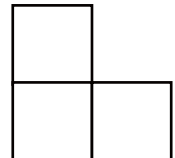
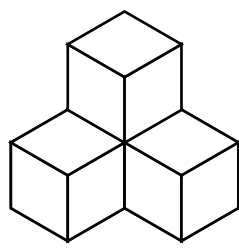


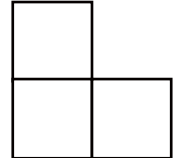
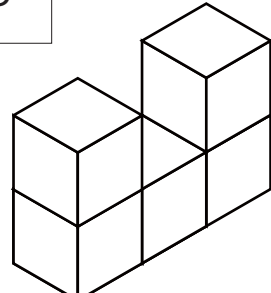


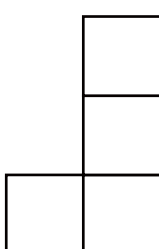


つ き そくめん ひだり み もんだい
 積み木を側面（左）から見る問題 （答え）

ひだり つ き やじるし ほうこう み
 左の積み木を矢印の方向から見たらどのような形に見えますか？
 ただ み かた ちが み かた か
 正しい見え方に○、違う見え方には×を書きましょう。

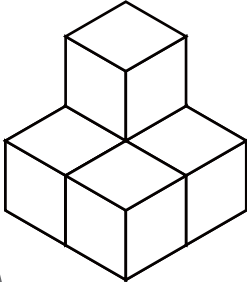
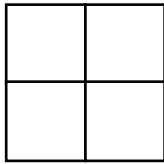
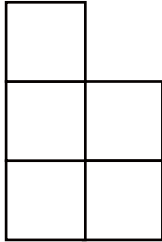
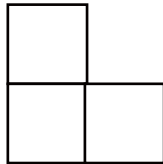
<div style="border: 1px solid black; width: 30px; height: 30px; margin: 0 auto; display: flex; align-items: center; justify-content: center;">1</div> 	(×) (○) (×)	  
---	---	--

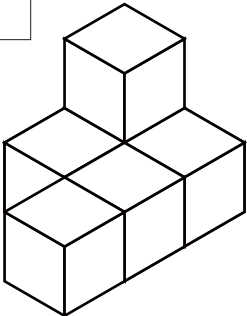
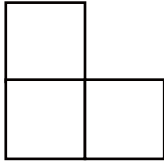
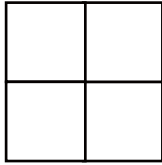
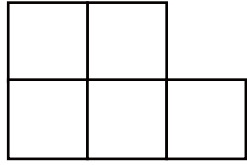
<div style="border: 1px solid black; width: 30px; height: 30px; margin: 0 auto; display: flex; align-items: center; justify-content: center;">2</div> 	(×) (×) (○)	  
---	---	--

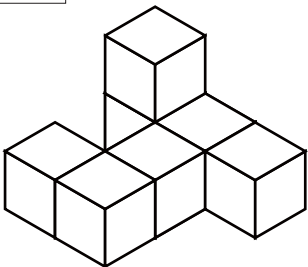
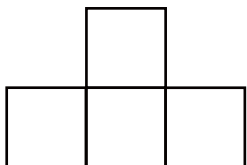
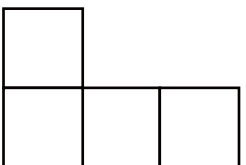
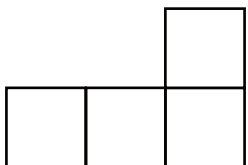
<div style="border: 1px solid black; width: 30px; height: 30px; margin: 0 auto; display: flex; align-items: center; justify-content: center;">3</div> 	(×) (○) (×)	  
---	---	--

つ き そくめん ひだり み もんだい
 積み木を側面（左）から見る問題 （答え）

ひだり つ き やじるし ほうこう み
 左の積み木を矢印の方向から見たらどのような形に見えますか？
 ただ み かた ちが み かた
 正しい見え方に○、違う見え方には×を書きましょう。

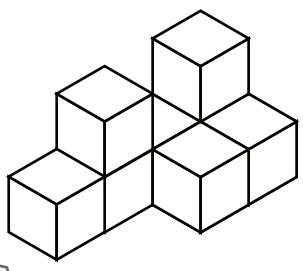
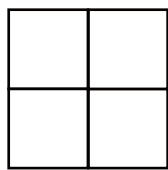
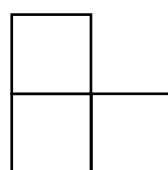
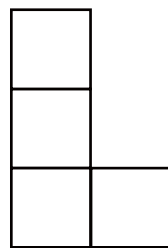
1	(×)	(×)	(○)
			

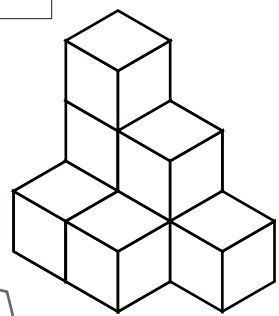

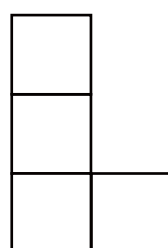
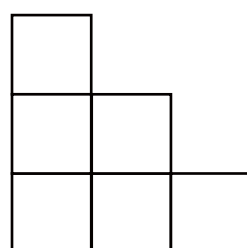
2	(○)	(×)	(×)
			

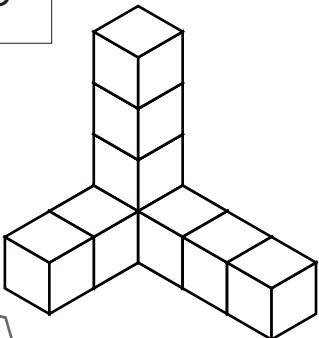
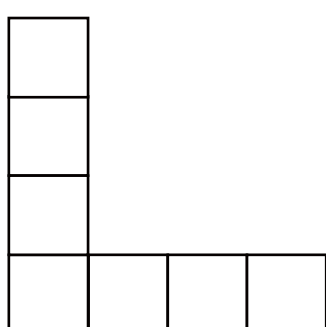
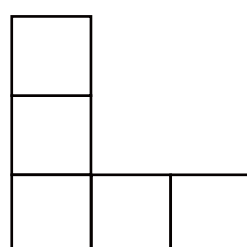
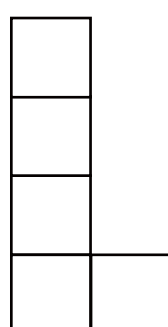
3	(×)	(○)	(×)
			

つ き そくめん ひだり み もんだい
 積み木を側面（左）から見る問題 （答え）

ひだり つ き やじるし ほうこう み
 左の積み木を矢印の方向から見たらどのような形に見えますか？
 ただ み かた ちが み かた
 正しい見え方に○、違う見え方には×を書きましょう。

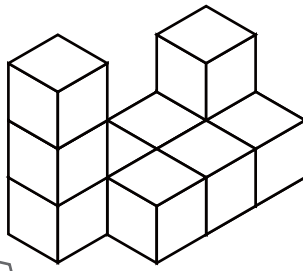
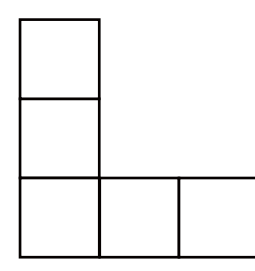
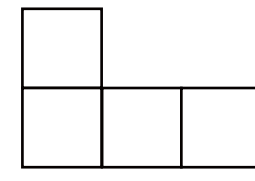
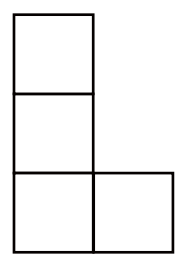
<div style="border: 1px solid black; width: 30px; height: 30px; margin: 0 auto; display: flex; align-items: center; justify-content: center;">1</div> 	(×) 	(○) 	(×) 
---	---	--	---

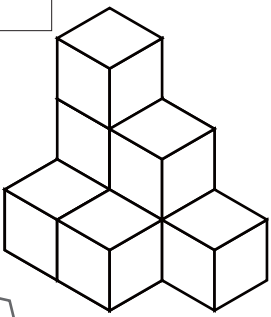
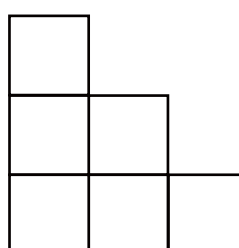
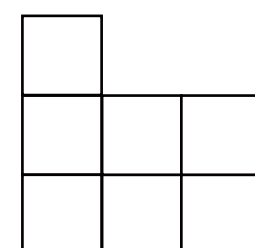
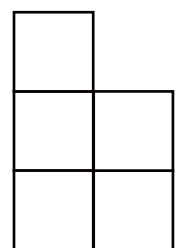
<div style="border: 1px solid black; width: 30px; height: 30px; margin: 0 auto; display: flex; align-items: center; justify-content: center;">2</div> 	(×) 	(×) 	(○) 
---	---	--	---

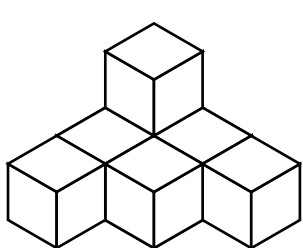
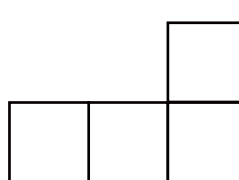
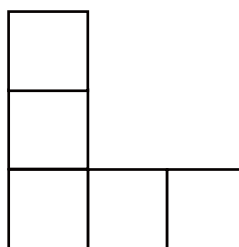
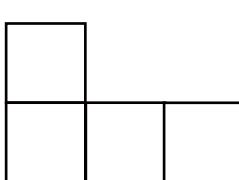
<div style="border: 1px solid black; width: 30px; height: 30px; margin: 0 auto; display: flex; align-items: center; justify-content: center;">3</div> 	(○) 	(×) 	(×) 
---	---	--	---

つ き そくめん ひだり み もんだい
 積み木を側面（左）から見る問題 （答え）

ひだり つ き やじるし ほうこう み
 左の積み木を矢印の方向から見たらどのような形に見えますか？
 ただ み かた ちが み かた
 正しい見え方に○、違う見え方には×を書きましょう。

1	<div style="display: flex; justify-content: space-around; align-items: center;"> <div style="text-align: center;">(×)</div> <div style="text-align: center;">(×)</div> <div style="text-align: center;">(○)</div> </div>  <div style="display: flex; justify-content: space-around; align-items: center; margin-top: 20px;">    </div>
---	---

2	<div style="display: flex; justify-content: space-around; align-items: center;"> <div style="text-align: center;">(○)</div> <div style="text-align: center;">(×)</div> <div style="text-align: center;">(×)</div> </div>  <div style="display: flex; justify-content: space-around; align-items: center; margin-top: 20px;">    </div>
---	---

3	<div style="display: flex; justify-content: space-around; align-items: center;"> <div style="text-align: center;">(×)</div> <div style="text-align: center;">(×)</div> <div style="text-align: center;">(○)</div> </div>  <div style="display: flex; justify-content: space-around; align-items: center; margin-top: 20px;">    </div>
---	---